


REDUCING GREENHOUSE GAS EMISSIONS WITHIN THE COMMUNITY

Presented by
Ghazala



01

PROJECT
SCOPE

02

PROJECT
TIMELINE

03

PROJECT
LOCATIONS

04

PROJECT
RESULTS

05

PROJECT
OBJECTIVES


06

NEXT
STEPS



Project Scope

The scope of this project was to plan, design and implement strategies that would encourage people in my community, mainly my home and school, to become conscious about using transportation and electronic devices and how they can change some of these habits. The project was implemented in Oakville at my school and my home.



Project Locations



School

Primary participants – 6 teachers
at my school



School

Primary participants – 23 students
in one classroom



Home

My family joined this initiative by
reducing the usage of electrical
appliances – dishwasher, washing
machine and dryer

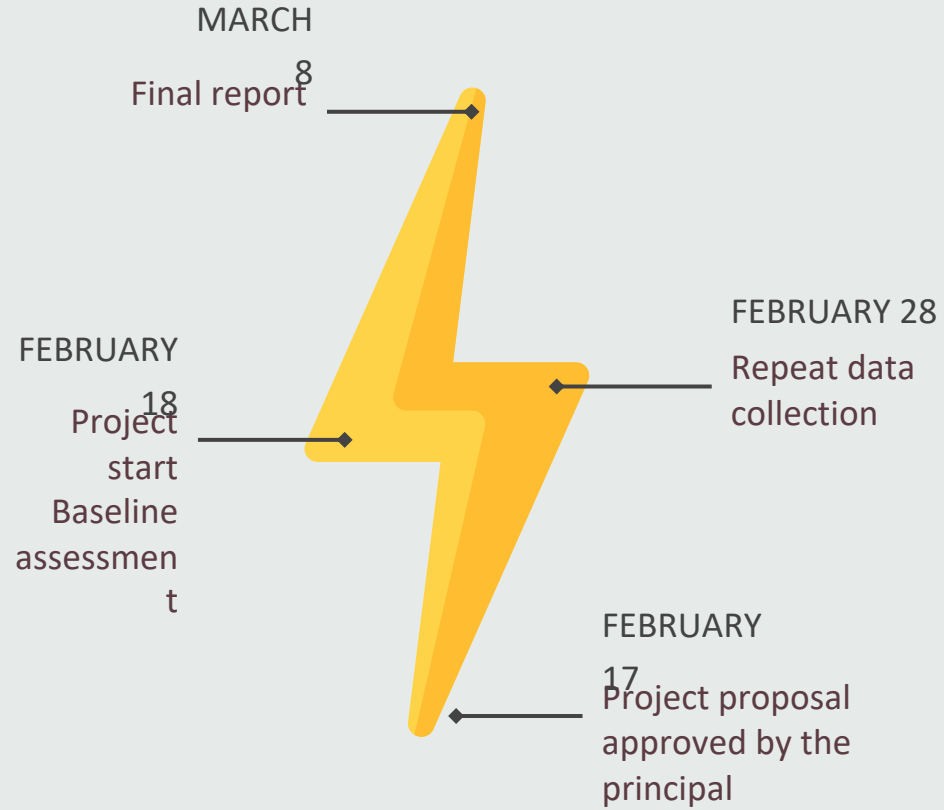
A stylized illustration of a modern, sustainable building with solar panels on its roof and walls. The building is white with orange and blue accents. It is surrounded by green trees and a dark brown base. A large yellow sun is in the top left corner, casting a wide, light-colored beam across the scene.

Project Objectives

The ultimate outcome of this project “Reduced Greenhouse Gas Emissions” was planned to be achieved through the following objectives:

- Reduced use of vehicles during weekends and after work among teachers at my school
- Reduced screen time among students in one classroom
- Reduced use of dishwasher, washing machine and dryer in my home

TIMELINE



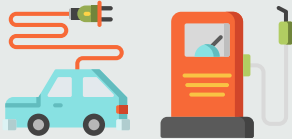
Transportation

Results



6 teachers participated in the project

26%
Reduction of CO₂
production in 1
week



4 of them are driving SUV and 2 are driving sedan

- 4 of them travel between 400-500 km every week from home to school and back
- 2 travel within 200km every week (Mon-Fri)
- Each one of them traveled on average 100km in a week for purposes other than work
- Same distance was traveled (100km) during the weekend
- During baseline the total kilometers traveled by the 6 teachers in 1 week was **4,400km equal to 1,147,610 gCO₂eq**
- After the project, during the second collection of results distance traveled reduced to **3,230 km or 849,829 gCO₂eq**
- The impact was reduction of 297,780 gCO₂eq in 7 days**

Smartphones Results

23 students in one classroom joined the project

Why smartphones challenge?

a one-minute mobile-to-mobile chat
produces 57g of CO₂, and in a year

someone who makes or receives a call for
just two minutes a day will generate 47kg
of CO₂ emissions



One hour talk on the phone,
within a year, generates up to
1250kg CO₂

– that is like taking a flight from
New York to London

Smartphones

- ❑ Shockingly, 23 students from my class had a combined usage of 642h on their smartphones in only one week.
- ❑ This number reduced to 375 h after the baseline collection.
- ❑ They spend between 14-35h on average every week on their phones (social media, games, surfing the web).
- ❑ 14 of them answered a rate of 4 or 5 (on a scale 1-5), that are checking the phone for no reason.

Results:

- 64 gCO₂eq were produced by the entire class at the time of baseline collection
- After the project assessment the production of was equal to 37.5 gCO₂eq
- **That is reduction of 26.5gCO₂eq OR 41 % reduction of CO₂ production**



Home Results

In my home, we were using the dishwasher, washing machine and dryer only on Wednesday and Saturday, after 8 pm.

Before the project, we would run any of these appliances at any time of the day, 4-5 times per week

Results:

Before the project

- ❑ 656 gCO₂eq produced by these appliances during baseline assessment

After the project

- ❑ 299 gCO₂eq were produced, OR
- ❑ **357 gCO₂eq saved in 7 days equal to 54% reduction in CO₂ production**

NEXT STEPS



If we continue to use the same strategy we applied for this project, one year from now we will be able to reduce the greenhouse emissions by the following numbers:

- Transportation – **15,547,149 gCO₂eq per year**
- Dishwasher, Dryer and Washing machine in one household – **18,613 gCO₂eq per year**
- Smartphones – **1,392 gCO₂eq per year**

Summary

As a result of the project and the messages that were conveyed during that time my family, my classmates and my teachers together we were able to have the following impact:

- ❑ **26 % reduction** in CO2 production from transportation
- ❑ **41 % reduction** in CO2 production from smartphones
- ❑ **54 % reduction** in CO2 production at home





THANKS

Does anyone have any questions?